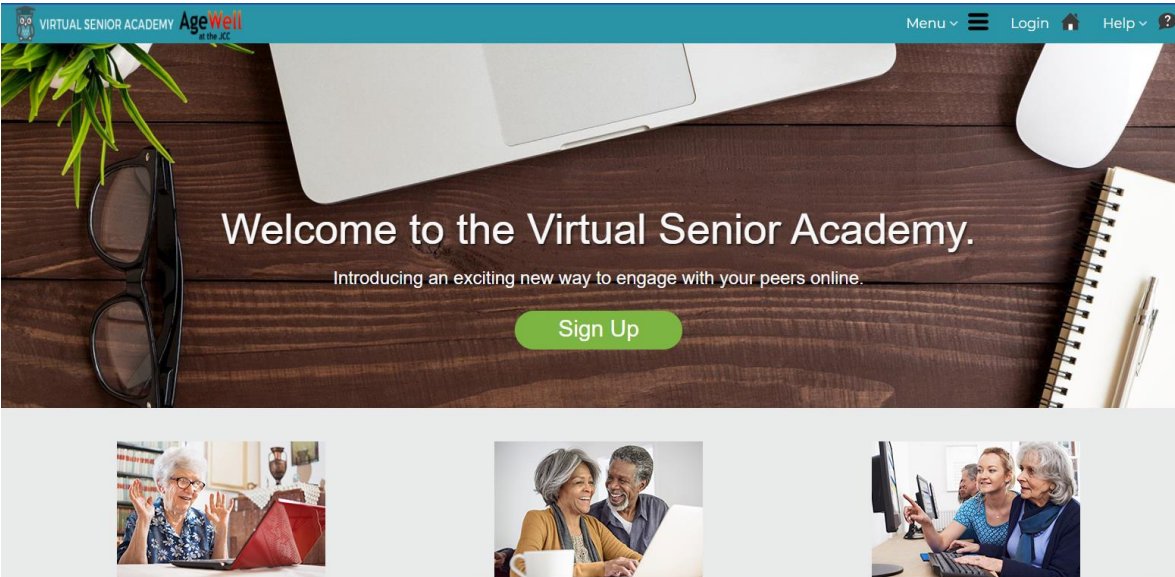


Step By Step Guide to the VSA



1. Click the green Sign up button in the middle of the page, and you will be redirected to a new page

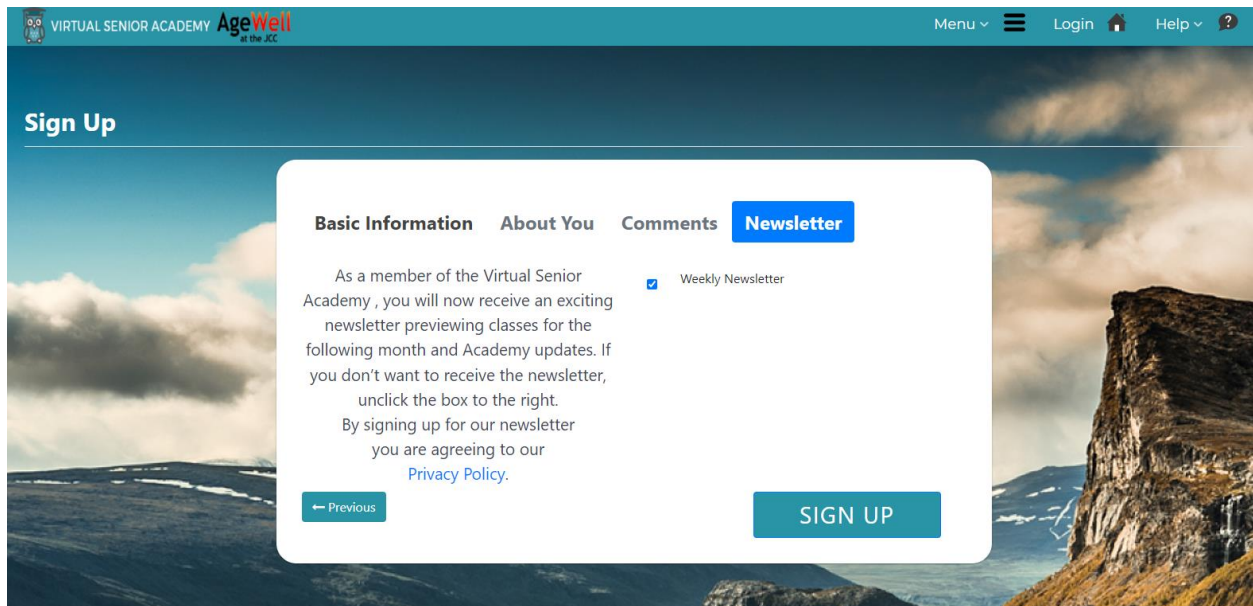
2. Fill in the information and create a password. Accept the terms and conditions by checking the box and clicking the Blue Next Button. You will be redirected to a new page.

The screenshot shows a registration form titled "About You" on the "VIRTUAL SENIOR ACADEMY AgeWell at the JCC" website. The form includes the following fields: Address, Phone Number, Gender Identity (set to Female), Race (set to American Indian/Native Alaskan), Age-Range (set to Under 55), Organization, UPMC Code, and Referred By. Below these fields is a question: "Are you a parent or guardian creating an account for a child?" with a "Yes" option selected. A link for "Child Safety Guidelines and Waiver for Parental Consent" is provided. Navigation buttons for "Previous" and "Next" are at the bottom.

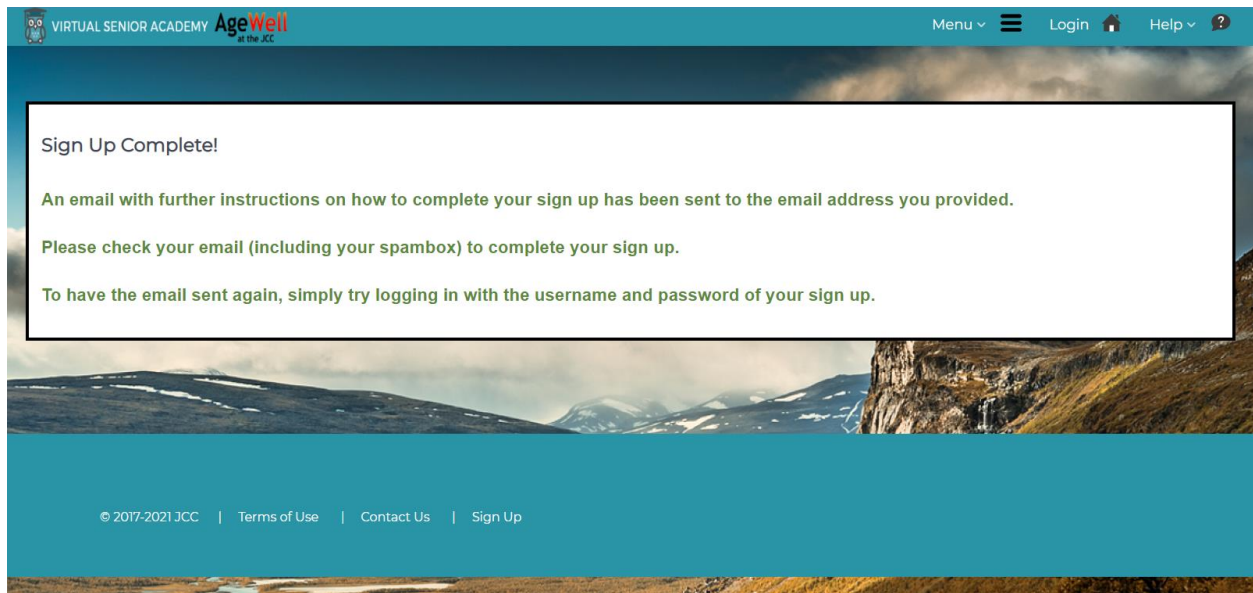
3. Fill in the information and select from the drop down options that best describe you and select the organization you are affiliated with. If you are not affiliated with any of the options, select Not Affiliated with Organization. If you have been given a UPMC code, please fill it in or ignore this field if you do not have one. Please select from the drop down for "Are you a parent or guardian creating an account for a child?" Then select the blue Next Button.

The screenshot shows the "Comments" step of the registration form. The "Comments" tab is selected, and the "Optional Comments" section contains a text area with the prompt: "Enter any additional information that you would like us to know." Navigation buttons for "Previous" and "Next" are at the bottom.

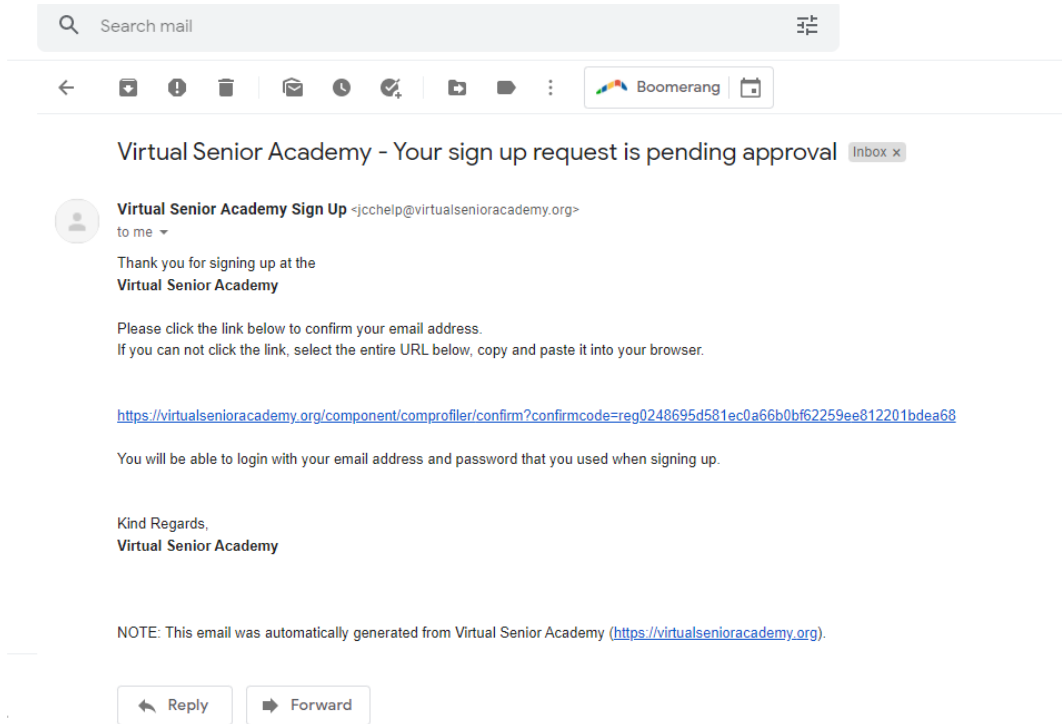
4. Fill out any additional information you want us to know. Click Blue Next Button.



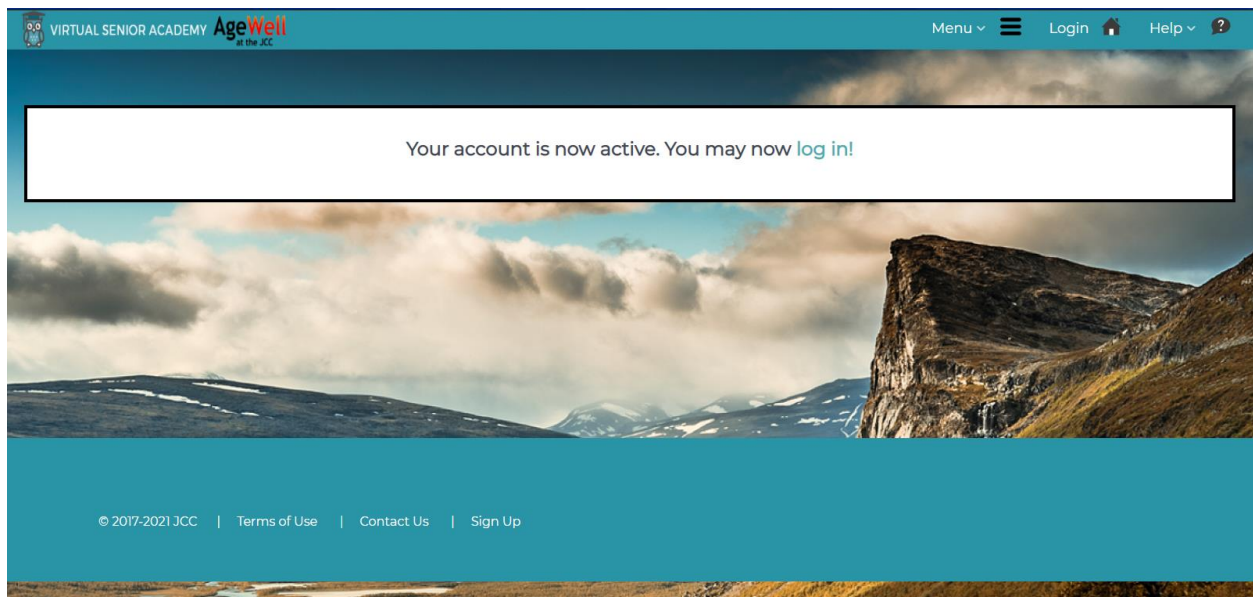
5. Click the blue Sign Up button.



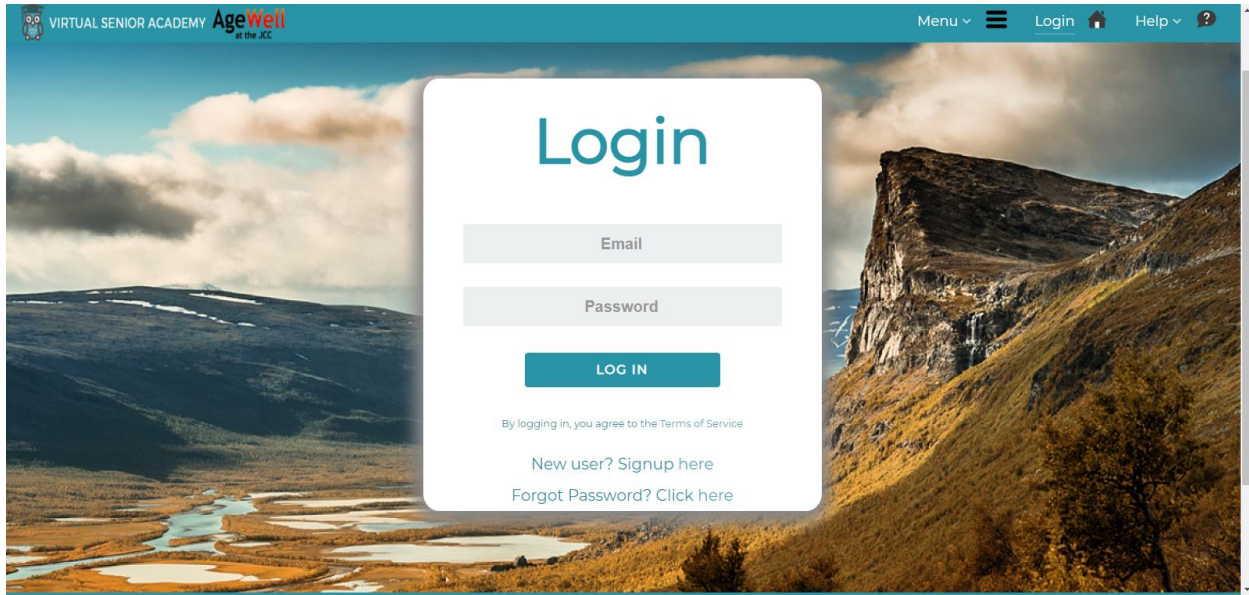
6. Please check your email (including your spam or junk box) to complete your sign up.



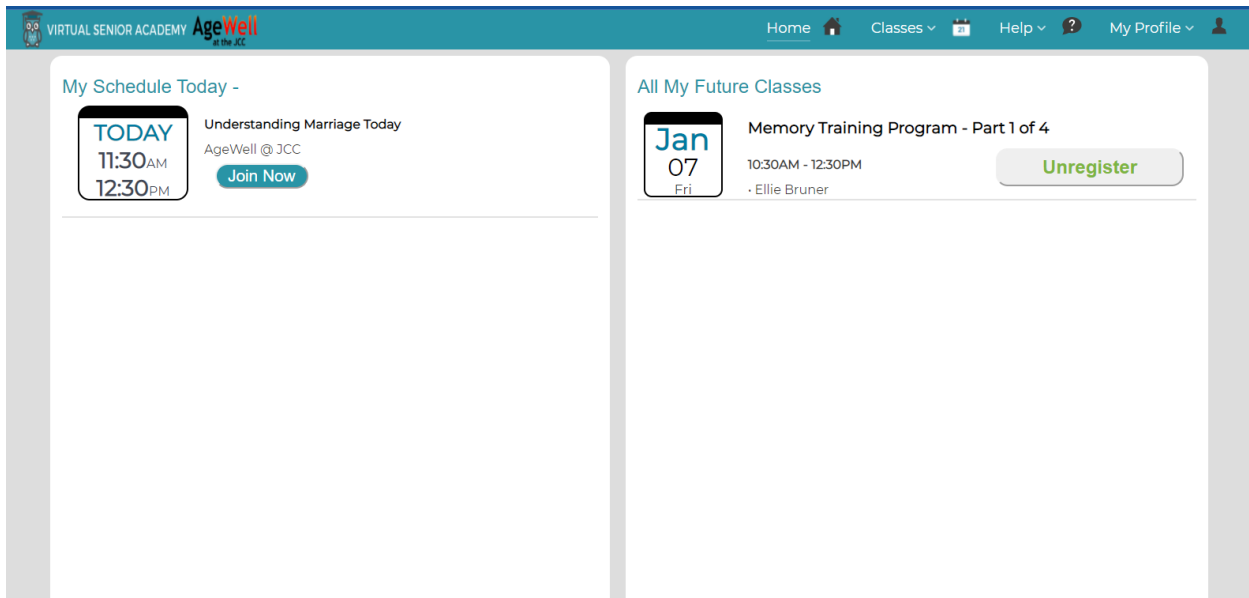
7. Click the blue link in the middle of the email page to be redirected back to the Virtual Senior Academy.



8. Click the blue log in button and it will redirect you to log in!



9. Log in with the same email address and password you signed up with.



10. Click the classes drop down and explore the classes and register for the classes you find interesting.

December 19, 2021 - December 25, 2021

Sunday	Monday	Tuesday	Wednesday	Thursday	Friday	Saturday
19	20	21	22	23	24	25
	11:30am-12:30pm Understanding Marriage T AgeWell @ JCC	12:15pm-12:45pm Social Justice - Eternal Val Rabbi Ron Symons	01:00pm-02:00pm Computer Literacy Course: Anna Middle Waite Learning Center	10:00am-10:40am Coffee Connect Age-Friendly Greater Pittsburgh 12:15pm-12:45pm Art and Quarantine Stories Melissa Hiller	08:00am-05:00pm NO CLASSES TODAY (CHR)	
	Register	Register	Register	Register	Register	
				Register		

11. To register for a class, click the Green Register button and you will be redirected to the page.



Spaces left for this event: 19

[Register](#)

Computer Literacy Course: Introduction to Email Lesson 5

Wednesday, December 22, 2021, 01:00pm - 02:00pm
(Eastern Standard Time)

Anna Middle Waite Learning Center

Life Skills and Education~Beginner

[View Handouts](#)

12. It will open a new page with more info on the course and you will have to click the green Register button again to finish registering for the class.



Spaces left for this event: 18

[Unregister?](#)

Computer Literacy Course: Introduction to Email Lesson 5

Wednesday, December 22, 2021, 01:00pm - 02:00pm
(Eastern Standard Time)

Anna Middle Waite Learning Center

Life Skills and Education~Beginner

[View Handouts](#)

13. the button will turn grey and ask if you want to unregister. You are registered for this class and can return to the classes tab to keep exploring the class selection. If you registered by mistake you can re-click the button to unregister. If you click the Home button on the top of the screen, you will be redirected to your dashboard where you will see the class you registered for.

VIRTUAL SENIOR ACADEMY AgeWell at the JCC

Home Classes Help My Profile

My Schedule Today -

TODAY
11:30AM
12:30PM

Understanding Marriage Today
AgeWell @ JCC
[Join Now](#)

All My Future Classes

Dec 22
Wed

Computer Literacy Course: Introduction to Email Lesson 5
01:00PM - 02:00PM
· Anna Middle Waite Learning Center
[Unregister](#)

Jan 07
Fri

Memory Training Program - Part 1 of 4
10:30AM - 12:30PM
· Ellie Bruner
[Unregister](#)

12:07

14. To join the class you have signed up for when the class is set to begin, click the Join Now button in blue and you will be redirected to a new page.

Click **Open Zoom Meetings** on the dialog shown by your browser

If you don't see a dialog, click **Launch Meeting** below

By clicking "Launch Meeting", you agree to our [Terms of Service](#) and [Privacy Statement](#)

Launch Meeting

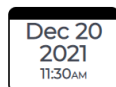
Don't have Zoom Client installed? [Download Now](#)

©2021 Zoom Video Communications, Inc. All rights reserved.
[Privacy & Legal Policies](#) | [Do Not Sell My Personal Information](#) | [Cookie Preferences](#)

15. If you do not have the zoom link launch, click Launch Meeting in blue to enter the zoom room. It may ask you if you would like to join with your camera and microphone. Some classes are recorded and if you do not wish to be recorded, please choose to not share your camera. Otherwise please mute when you join and select to show your camera. This is an interactive platform and designed to be a space for question and conversation. Some presentations will have a Q&A section at the end and also have the option for putting the question in the chat box at the bottom and it will be answered by the presenter.

Review My Past Classes

Below is a list of the classes that you registered to take in the past. If there is a green "Take Survey" button, click it to complete a survey about that class. If there is not a button, you have previously completed the survey. We appreciate your feedback!



Understanding Marriage Today

Facilitator ID: 1814

Take Survey

16. After the class you will be prompted with a survey, click the green Take Survey button and be directed to the survey.

Virtual Senior Academy

Class Survey Form

You've received this survey because you registered for this class.

1) What is your overall rating of this class? Poor Satisfactory Excellent

2) I found this class content to be informative? Yes No

3) I would take future classes with this instructor? Yes No

4) This class added value to my day? Yes No

5) Additional comments?

SUBMIT SURVEY

17. Please take the survey and answer all questions and add comments in the box.

We at Virtual Senior Academy thank you for your feedback.

It is important to us to hear your opinion to improve our service.

[Back to Home Page](#)

[Back to Class History](#)

18. From there you can choose to click the green Home Page button or Back to Class History or exit the VSA.